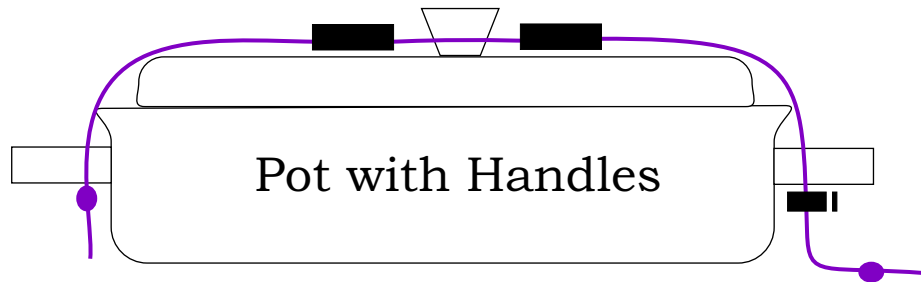
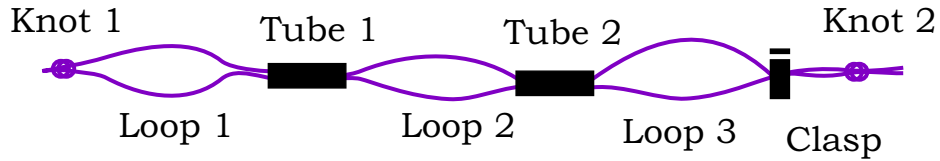
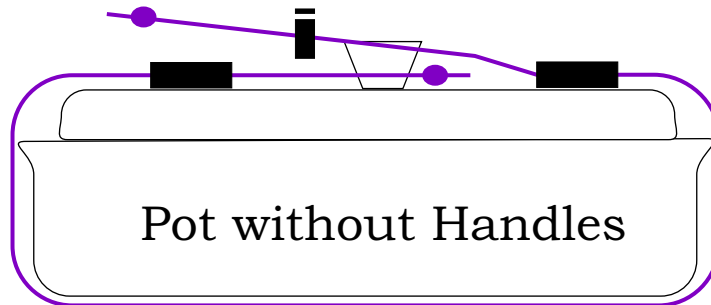


PotLock™ Instructions



1. Place loop 1 around first handle.
2. Slide loop 2 over lid handle.
3. Place loop 3 over second handle.
4. Pull tight and secure with clasp.
5. For a bit extra, slide the tubes outward



1. Place loop 1 around lid handle.
2. Wrap PotLock under pot.
3. Place loop 3 around opposite lid handle.
4. Pull tight and secure with clasp.
5. For a bit extra, slide the tubes outward

